

# Mahoning County Overdose Surveillance Report February 2020



MAHONING COUNTY  
PUBLIC HEALTH  
PREVENT · PROMOTE · PROTECT

## DRUG OVERDOSE CRISIS

Mahoning County has been experiencing a drastic increase of drug overdoses and drug overdose deaths in the past few years. In 2015, Ohio (29.9 per 100,000) was tied with Kentucky as the 3<sup>rd</sup> (third) state with the highest age-adjusted drug overdose rates in the Country<sup>1</sup>. **In 2017, the state of Ohio (39.1 per 100,000) increased to having the 2<sup>nd</sup> (second) highest age-adjusted drug overdose rates in the Country<sup>2</sup>.** In 2017, Mahoning County is ranked 10<sup>th</sup> (tenth) in the state for unintentional drug overdose deaths. Overall, Mahoning County increased overdose deaths from 2016 to 2017. Mahoning County was ranked 11 (eleventh) in 2016 and ranked 10<sup>th</sup> (tenth) in 2017 in the state for unintentional drug overdose deaths. In 2018, Mahoning County has seen a decrease unintentional drug overdose deaths (just number of deaths, not crude or age adjusted rates)<sup>4</sup>.

The Mahoning County Public Health (MCPH) was awarded a grant on January 1, 2017, from the Ohio Department of Health (ODH) that will help to increase opioid prevention efforts in Mahoning County, with the first step being an increase in data collection and analysis. Data investigations will help with understanding the full scope of what is occurring in Mahoning County, and will help with identifying the most appropriate and impactful prevention efforts. All data from 2016, 2017, 2018, 2019 and 2020 should be considered preliminary findings as it takes time to process through the numerous and different systems. This data is not a total representation of overdoses in Mahoning County.

1. Deaths are classified using the *International Classification of Diseases, Tenth Revision*. Drug overdose deaths are identified using underlying cause-of-death codes X40-X44, X60-X64, X85, and Y10-Y14. Data table available at: [https://www.cdc.gov/nchs/data/databriefs/db273\\_table.pdf#4](https://www.cdc.gov/nchs/data/databriefs/db273_table.pdf#4).

Source: Hedegaard H, Warner M, Miniño AM. *Drug Overdose Deaths in the United States, 1999-2015*. NCHS data brief, no 273. Hyattsville, MD: National Center for Health Statistics. 2017.

2. Deaths are classified using the *International Classification of Diseases, Tenth Revision*. Drug-poisoning (overdose) deaths are identified using underlying cause-of-death codes X40-X44, X60-X64, X85, and Y10-Y14. Data table available at: [https://www.cdc.gov/nchs/data/databriefs/db294\\_table.pdf](https://www.cdc.gov/nchs/data/databriefs/db294_table.pdf).

Source: Hedegaard H, Warner M, Miniño AM. *Drug Overdose Deaths in the United States, 1999-2016*. NCHS data brief, No 294. Hyattsville, MD: National Center for Health Statistics. 2017.

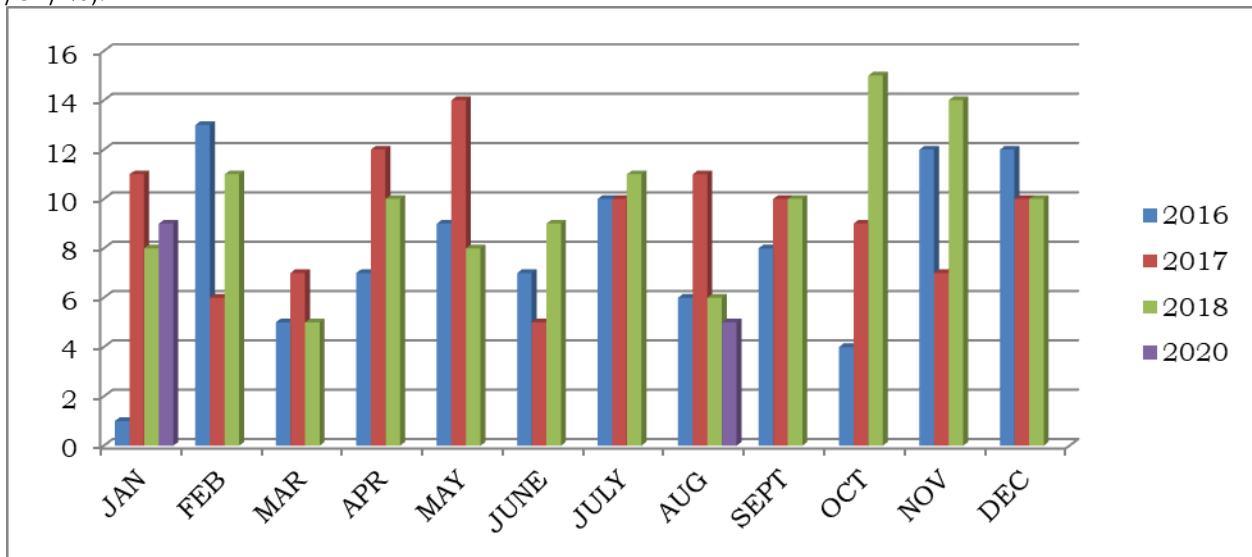
3. Ohio Department of Health. *2015 Ohio Drug Overdose Data: General Findings*. Report available at: <http://www.odh.ohio.gov/-/media/ODH/ASSETS/Files/health/injury-prevention/2015-Overdose-Data/2015-Ohio-Drug-Overdose-Data-Report-FINAL.pdf>.

4. Ohio Department of Health. *2016 Ohio Drug Overdose Data: General Findings*. Report available at <https://www.odh.ohio.gov/-/media/ODH/ASSETS/Files/health/injury-prevention/2016-Ohio-Drug-Overdose-Report-FINAL.pdf?la=en>.

## UNINTENTIONAL DRUG OVERDOSE DEATHS

Unintentional drug overdose deaths are on the rise. This section includes unintentional overdose deaths from 2016 – 2019 in Mahoning County, Ohio

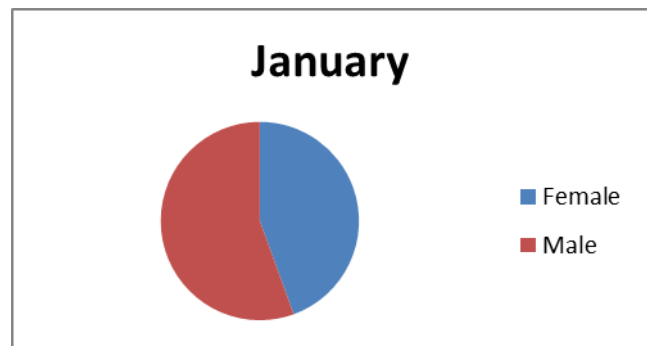
◦ There have been 1 **confirmed** unintentional drug overdose deaths in January, 2020. There are **8 speculated** unintentional drug overdose deaths currently being processed. There have been two deaths in one day this month. (Data as of 01/31/20).



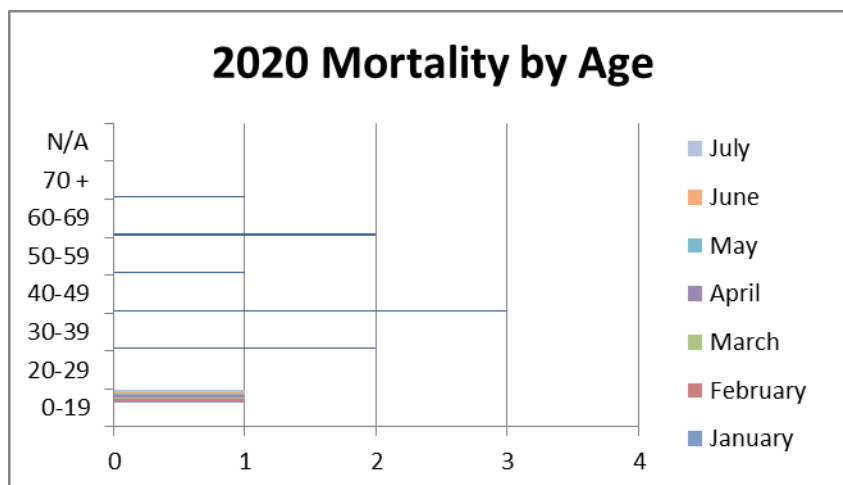
**January, 2020 (n=9: only 1 confirmed)**  
**Total 2020 Unintentional Drug Overdose Deaths – 9**  
 (1 Confirmed and 8 suspected)

### By Gender:

	January 2019	%
Female	4	44%
Male	5	56%
Total	9	100%

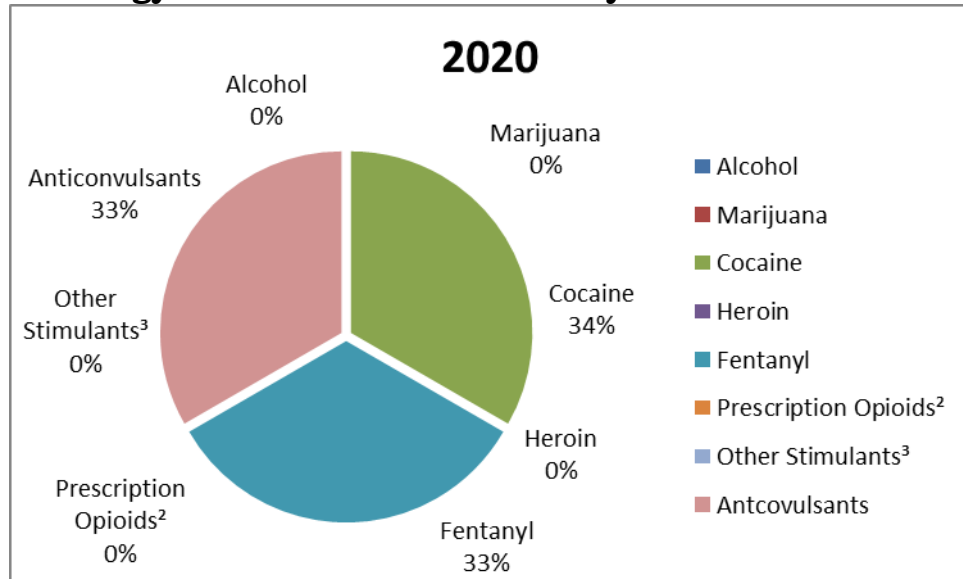


### By Age:



## UNINTENTIONAL DRUG OVERDOSE DEATHS cont...

### Toxicology: Substances that Primarily Contributed to Death



**Total January, 2020 (n= 9 with 1 Confirmed)**

\* 2016, 2017, 2018 2019, 2020 unintentional drug overdose deaths will take some time to process not only through the Coroner's Office but also through the Ohio Department of Health and the Mahoning County Overdose Fatality Review, and should be considered preliminary findings. It is expected that more unintentional overdose deaths will be added to all final counts.

1. Prescription opioids include: Oxycodone, Hydrocodone, Hydromorphone, Tramadol, Methadone, Buprenorphine, Morphine, Codeine, Propoxyphene, Meperidine, etc.

2. Other stimulants include: Amphetamine, Methamphetamine, Pseudoephedrine, Methylphenidate, etc.

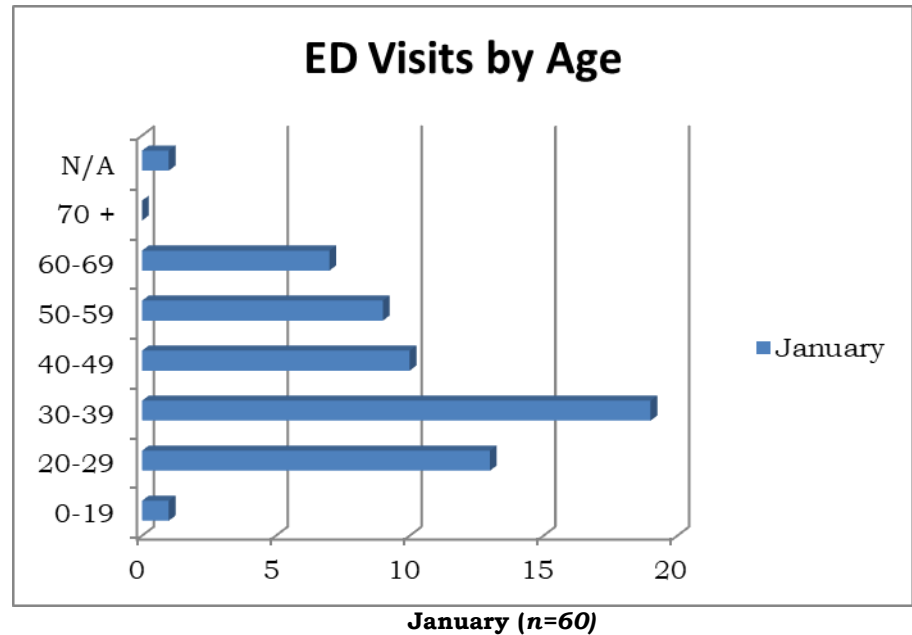
3. Anticonvulsants include: Gabapentin, Carbamazepine, Topiramate, etc.

## EMERGENCY DEPARTMENT (ED) EPICENTER DATA

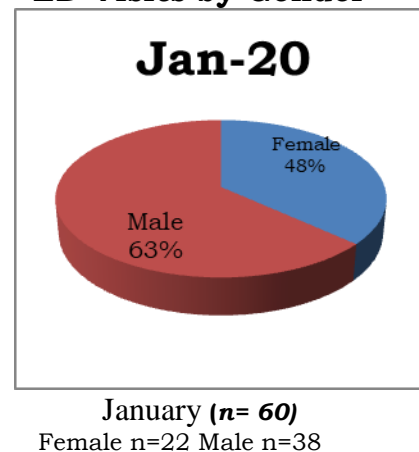
ED Visits by Patient Zip Code		
Zipcode	January	2020 Total
44401 (Berlin Center)	0	0
44405 (Campbell)	4	4
44406 (Canfield)	2	2
44422 (Greenford)	0	0
44429 (Lake Milton)	2	2
44436 (Lowellville)	1	1
44442 (New Middletown)	0	0
44443 (New Springfield)	0	0
44449	0	0
44451 (North Jackson)	0	0
44452 (North Lima)	0	0
44454 (Petersburg)	0	0
44471 (Struthers)	4	4
44501 (Downtown Youngstown)	0	0
44502 (Youngstown)	8	8
44503 (Downtown Youngstown)	0	0
44504 (Northside Youngstown)	2	2
44505 (Liberty - Youngstown)	9	9
44506 (Eastside Youngstown)	0	0
44507 (Southside Youngstown)	4	4
44509 (Westside Youngstown)	1	1
44510 (Brier Hill- Youngstown)	0	0
44511 (Cornersburg)	7	7
44512 (Boardman)	6	6
44514 (Poland)	3	3
44515 (Austintown)	6	6
44672 (Sebring)	0	0
44609 (Beloit)	1	1
44619 (Damascus)	0	0

This section includes EpiCenter data for patients who presented to Mahoning County EDs with “drug”, “overdose”, and/or “withdrawal” listed as the reason for the visit<sup>1</sup>.

### ED Visits by Age Group

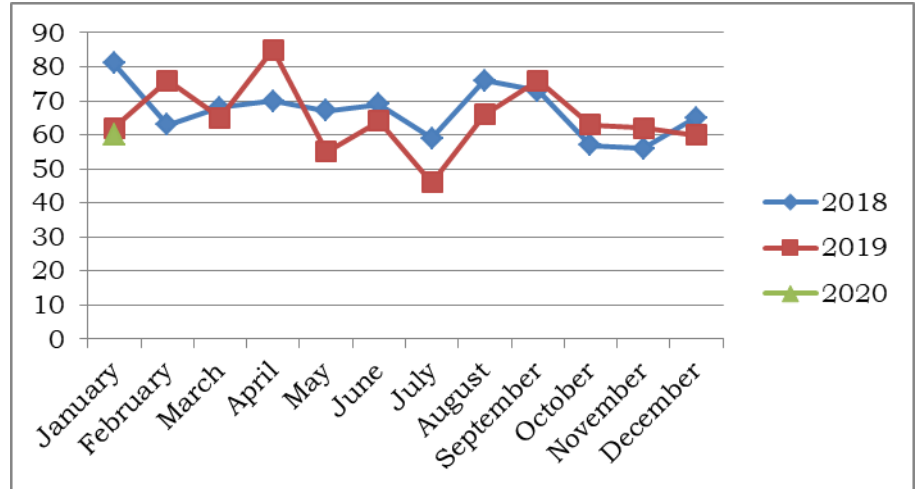


### ED Visits by Gender



## EMERGENCY DEPARTMENT (ED) EPICENTER DATA cont... ED Visits by Month

ED Visits by Day of the Week		
Day of Week	January	2020 Total
Monday	9	9
Tuesday	5	5
Wednesday	14	14
Thursday	7	7
Friday	10	10
Saturday	7	7
Sunday	8	8
<b>Total</b>	<b>60</b>	<b>60</b>



**2018 Total (n=804)**  
**January (n=81)**

**2019 Total (n=804)**  
**January (n=62)**

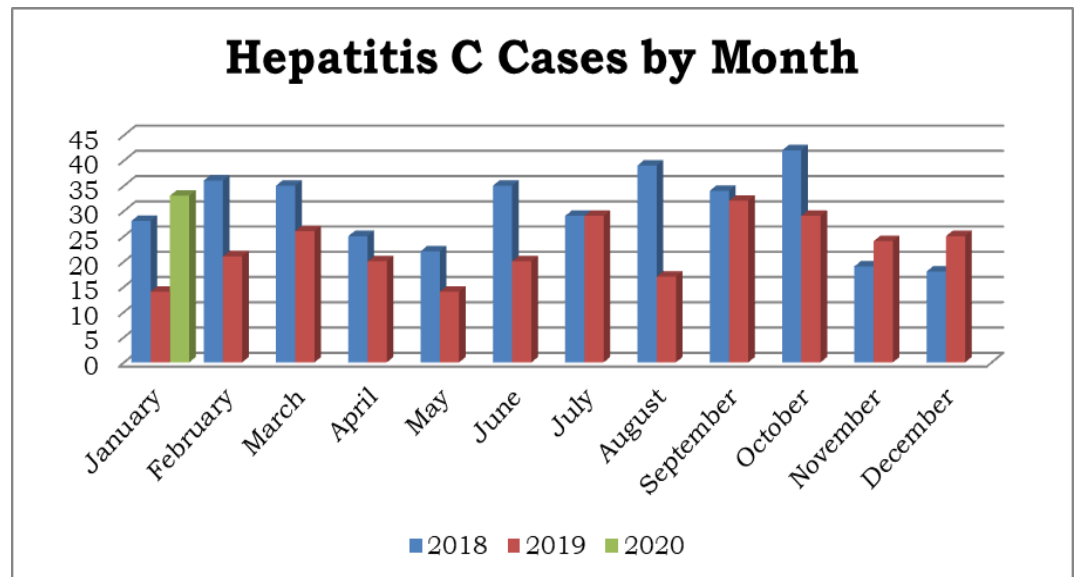
**2020 Total (n=60)**  
**January (n=60)**

1. Drug overdose data is retrieved from Ohio's syndromic surveillance system (EpiCenter). Overdose cases include all ED visits to Mahoning County hospitals in which "drugs", "overdose", and/or "withdrawal" was indicated as the reason for visit. Cases were included in analysis if the case notes for the patient included the term "overdose", "OD", and/or "withdrawal". The following were excluded from analysis, when specified: traumatic injuries due to drugs, caused by suicide attempts, adverse reactions to normal medications, or accidental overdose of over-the-counter or common drugs such as Tylenol or insulin. Data from the EpiCenter surveillance tool is subject to at least 2 limitations. First, case notes in the EpiCenter tool are limited and often do not include full details of ED visit, such as drug used or intent of use. As such, overdose estimates will include not just opioids, but potentially any drug. Second, case notes are recorded at patient intake and may change from a patient's initial examination to their final diagnosis.

## INFECTIOUS DISEASES

People who inject drugs without a clean syringe are at a risk to contract infectious diseases and other infections. This section includes data that shows the number of new positive Hepatitis C and HIV cases in Mahoning County.

HIV Cases by Month <sup>2</sup>	
Month	2020
January	2
February	
March	
April	
May	
June	
July	
August	
September	
October	
November	
December	
<b>Total</b>	



**2018 Total (n=362)**  
**January (n=28)**

**2019 Total (n=271)**  
**January (n=14)**

**2020 Total (n=33)**  
**January (n=33)**

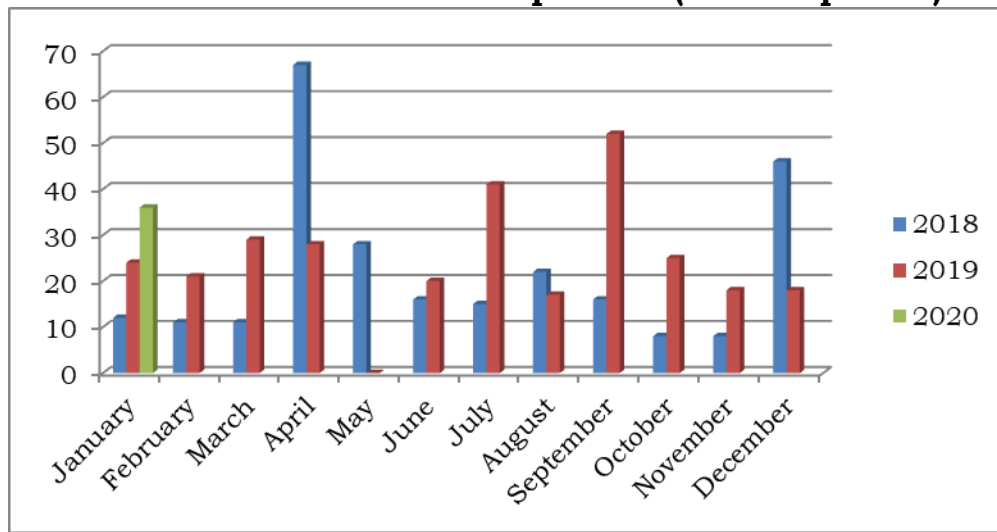
1. Hepatitis C data is retrieved from the Ohio Department of Health. 2. HIV data is provided by the Mahoning County District Board of Health.

# NALOXONE

Narcan is an opioid antagonist, which is used to reverse the effects of an opioid overdose. *Project DAWN: Deaths Avoided with Narcan*, is a community-based Opioid Overdose Education and Narcan Distribution Program, that is available to community members and first responders. This section includes data on Project DAWN community and first responder kits.

## DATA FROM LAW ENFORCEMENT AGENCIES

**Kits Distributed to First Responders (2 doses per kit) <sup>1</sup>**

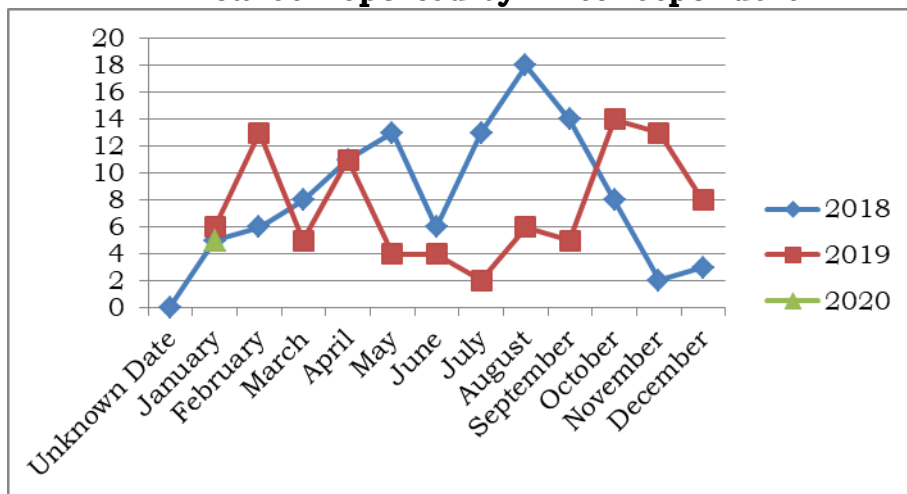


**2018 Total (n=260)**  
**January (n=12)**

**2018 Total (n=293)**  
**January (n=24)**

**2019 Total (n= 36)**  
**January (n=36)**

**Saves Reported by First responders<sup>1,2</sup>**



**2018 Total (n=107)**  
**January (n=5)**

**2019 Total (n=91)**  
**January (n=6)**

**2020 Total (n=5)**  
**January (n=5)**

## Narcan cont...

### DATA FROM COMMUNITY KITS

#### **Kits Distributed to the Community**

	January	February	March	April	May	June	July	August	September	October	November	December	Total
2020	14												
2019	4	42	6	19	74	4	43	30	17	18	77	13	<b>347</b>
2018	15	15	7	39	3	7	11	24	27	9	22	17	<b>196</b>
2017	8	7	9	1	30	14	18	0	10	26	36	13	<b>172</b>
2016	1	1	2	3	3	2	5	0	5	1	13	8	<b>44</b>

1. Numbers are higher than average due to naloxone that was expiring and kits/doses needing to be replaced. Expiring Narcan was redistributed to other first responders to be used which will increase number of saves reported and average number of doses used.
2. 2017 data is based off of when the law enforcement agencies report their saves to the MCPH, and should be considered preliminary findings. It is possible that more saves will be added to the final count.