

# Mahoning County Overdose Surveillance Report December 2018



**Public Health**  
Prevent. Promote. Protect.  
Mahoning County  
District Board of Health

## DRUG OVERDOSE CRISIS

Mahoning County has been experiencing a drastic increase of drug overdoses and drug overdose deaths in the past few years. In 2015, Ohio (29.9 per 100,000) was tied with Kentucky as the 3<sup>rd</sup> (third) state with the highest age-adjusted drug overdose rates in the Country<sup>1</sup>. **In 2016, the state of Ohio (39.1 per 100,000) increased to having the 2<sup>nd</sup> (second) highest age-adjusted drug overdose rates in the Country<sup>2</sup>.** From 2010-2015, Mahoning County was ranked 7<sup>th</sup> (seventh) in the state for unintentional drug overdose deaths (just number of deaths, not crude or age adjusted rates)<sup>3</sup>. **Overall, from 2011-2016 and also just in 2016 alone, Mahoning County decreased in both to ranking 11<sup>th</sup> (eleventh) in the state for unintentional drug overdose deaths (just number of deaths, not crude or age adjusted rates)<sup>4</sup>.**

The Mahoning County District Board of Health (MCDBOH) was awarded a grant on January 1, 2017, from the Ohio Department of Health (ODH) that will help to increase opioid prevention efforts in Mahoning County, with the first step being an increase in data collection and analysis. Data investigations will help with understanding the full scope of what is occurring in Mahoning County, and will help with identifying the most appropriate and impactful prevention efforts. All data from 2016, 2017, and 2018 should be considered preliminary findings as it takes time to process through the numerous and different systems. This data is not a total representation of overdoses in Mahoning County.

1. Deaths are classified using the *International Classification of Diseases, Tenth Revision*. Drug overdose deaths are identified using underlying cause-of-death codes X40-X44, X60-X64, X85, and Y10-Y14. Data table available at: [https://www.cdc.gov/nchs/data/databriefs/db273\\_table.pdf#4](https://www.cdc.gov/nchs/data/databriefs/db273_table.pdf#4). Source: Hedegaard H, Warner M, Miniño AM. *Drug Overdose Deaths in the United States, 1999-2015*. NCHS data brief, no 273. Hyattsville, MD: National Center for Health Statistics. 2017.

2. Deaths are classified using the *International Classification of Diseases, Tenth Revision*. Drug-poisoning (overdose) deaths are identified using underlying cause-of-death codes X40-X44, X60-X64, X85, and Y10-Y14. Data table available at: [https://www.cdc.gov/nchs/data/databriefs/db294\\_table.pdf](https://www.cdc.gov/nchs/data/databriefs/db294_table.pdf). Source: Hedegaard H, Warner M, Miniño AM. *Drug Overdose Deaths in the United States, 1999-2016*. NCHS data brief, No 294. Hyattsville, MD: National Center for Health Statistics. 2017.

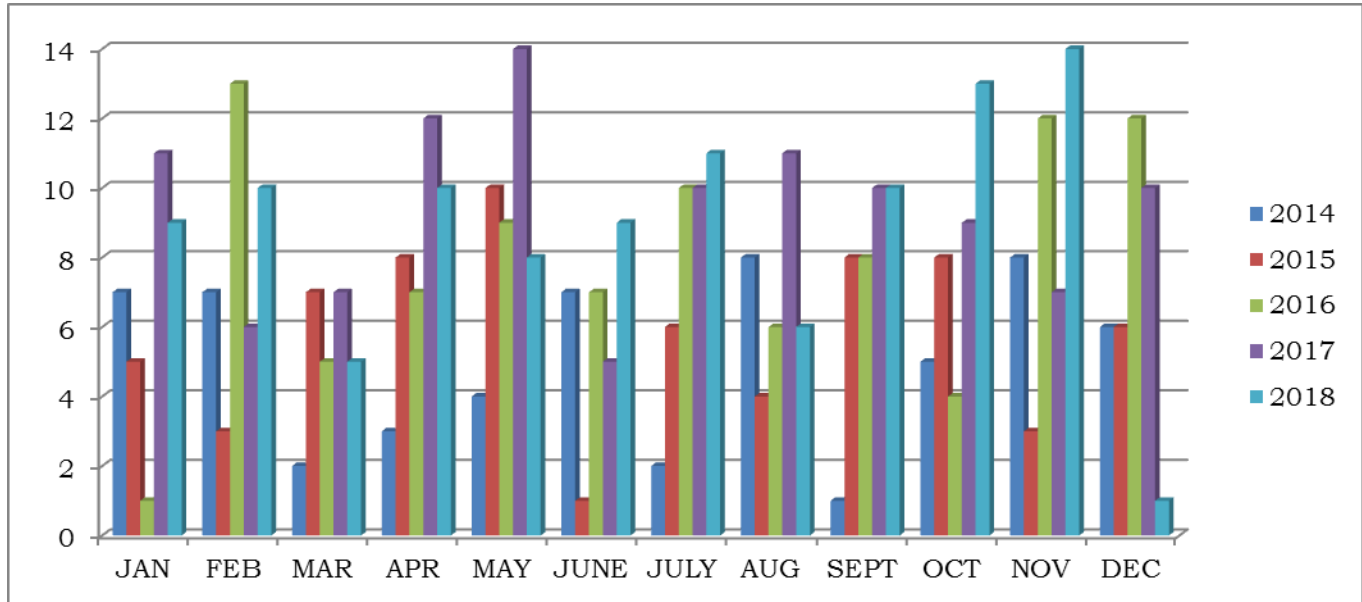
3. Ohio Department of Health. *2015 Ohio Drug Overdose Data: General Findings*. Report available at: <http://www.odh.ohio.gov/-/media/ODH/ASSETS/Files/health/injury-prevention/2015-Overdose-Data/2015-Ohio-Drug-Overdose-Data-Report-FINAL.pdf>.

4. Ohio Department of Health. *2016 Ohio Drug Overdose Data: General Findings*. Report available at <https://www.odh.ohio.gov/-/media/ODH/ASSETS/Files/health/injury-prevention/2016-Ohio-Drug-Overdose-Report-FINAL.pdf?la=en>.

## UNINTENTIONAL DRUG OVERDOSE DEATHS

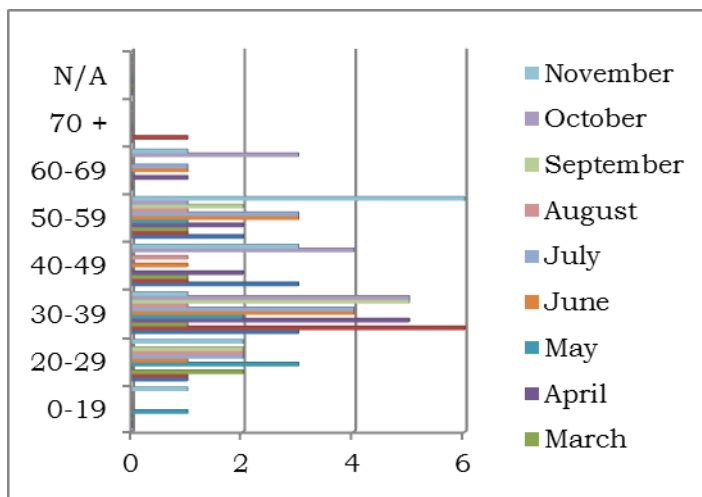
Unintentional drug overdose deaths are on the rise. This section includes unintentional overdose deaths from 2014 – 2018 in Mahoning County, Ohio.

◦ There have been **91 confirmed** unintentional drug overdose deaths in 2018. There are **16** speculated unintentional drug overdose deaths currently being processed. There was no more than one death in a day. (Data as of 12/5/2018)



**2018 Total (n=91 confirmed)**  
**November (n=14: only 5 confirmed)**

### By Age:

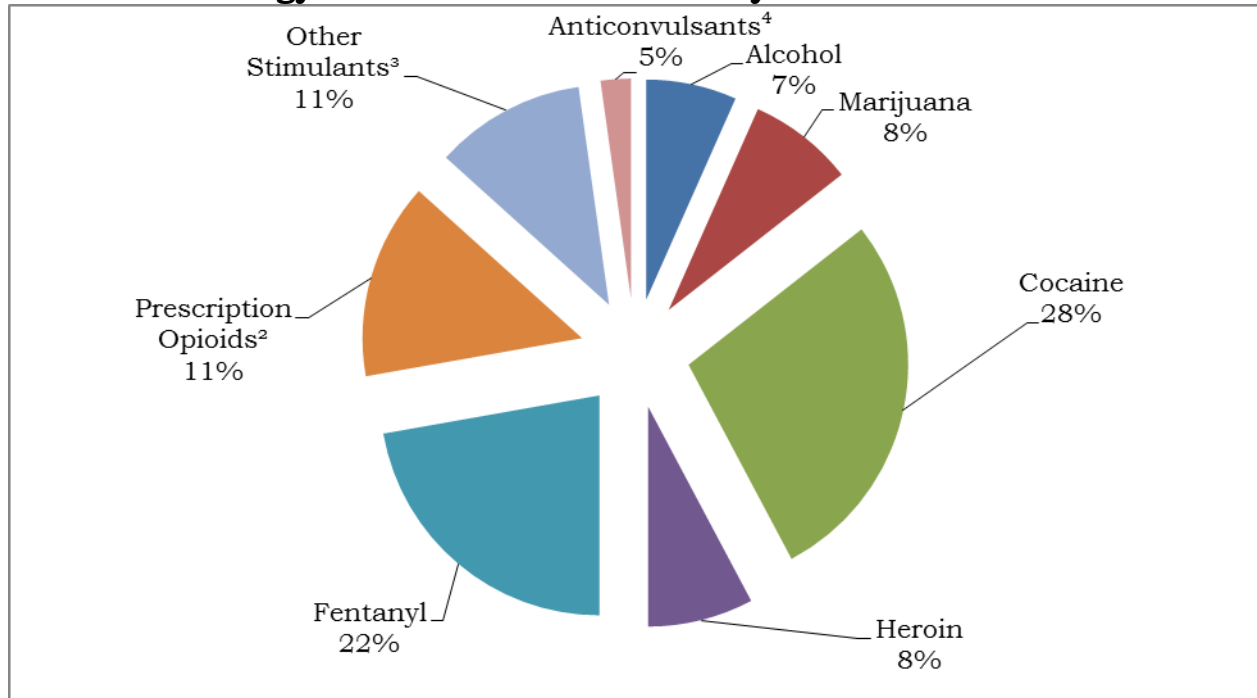


### By Gender:

	<b>Nov 2018</b>	%
Female	<b>6</b>	43%
Male	<b>8</b>	57%
<b>Total</b>	<b>14</b>	100%

## UNINTENTIONAL DRUG OVERDOSE DEATHS cont...

### Toxicology: Substances that Primarily Contributed to Death



**Total 2018 (n=91 Confirmed)**

\* 2016, 2017, and 2018 unintentional drug overdose deaths will take some time to process not only through the Coroner's Office but also through the Ohio Department of Health and the Mahoning County Overdose Fatality Review, and should be considered preliminary findings. It is expected that more unintentional overdose deaths will be added to all final counts.

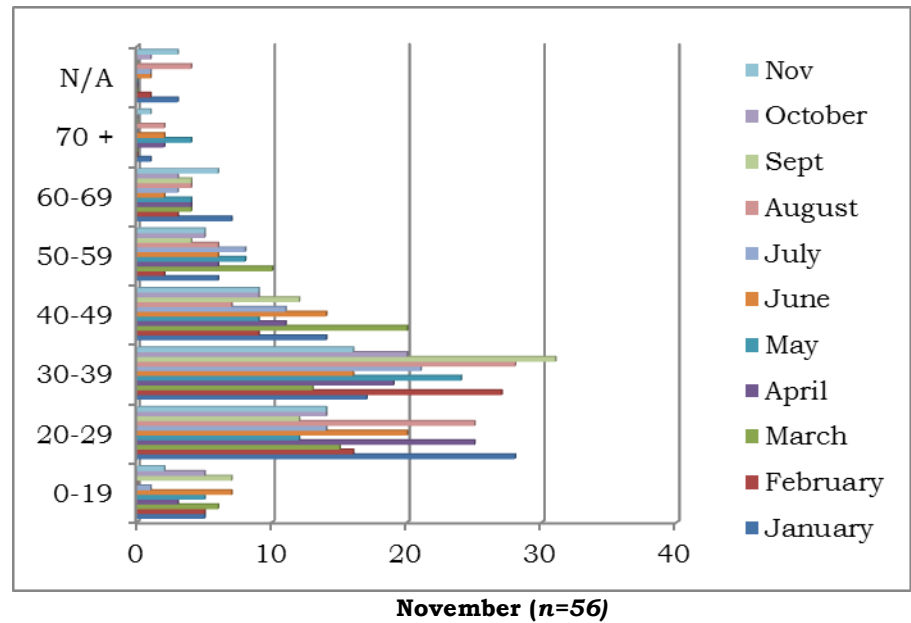
1. There have been 113 unintentional drug overdose deaths in 2017. There are 2 speculated unintentional drug overdose deaths currently being processed.
2. Prescription opioids include: Oxycodone, Hydrocodone, Hydromorphone, Tramadol, Methadone, Buprenorphine, Morphine, Codeine, Propoxyphene, Meperidine, etc.
3. Other stimulants include: Amphetamine, Methamphetamine, Pseudoephedrine, Methylphenidate, etc.
4. Anticonvulsants include: Gabapentin, Carbamazepine, Topiramate, etc.

## EMERGENCY DEPARTMENT (ED) EPICENTER DATA

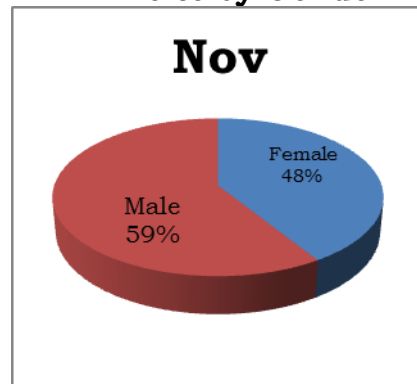
This section includes EpiCenter data for patients who presented to Mahoning County EDs with “drug”, “overdose”, and/or “withdrawal” listed as the reason for the visit<sup>1</sup>.

ED Visits by Patient Zip Code		
Zipcode	November	2018 Total
44401 (Berlin Center)	0	8
44405 (Campbell)	0	21
44406 (Canfield)	3	29
44422 (Greenford)	0	3
44429 (Lake Milton)	0	5
44436 (Lowellville)	0	7
44442 (New Middletown)	0	6
44443 (New Springfield)	1	7
44449	0	6
44451 (North Jackson)	0	7
44452 (North Lima)	0	0
44454 (Petersburg)	0	1
44471 (Struthers)	1	42
44501 (Downtown Youngstown)	3	14
44502 (Youngstown)	1	67
44503 (Downtown Youngstown)	1	9
44504 (Northside Youngstown)	2	21
44505 (Liberty - Youngstown)	9	57
44506 (Eastside Youngstown)	0	8
44507 (Southside Youngstown)	7	44
44509 (Westside Youngstown)	5	70
44510 (Brier Hill- Youngstown)	0	16
44511 (Cornersburg)	6	70
44512 (Boardman)	10	92
44514 (Poland)	2	27
44515 (Austintown)	4	80
44672 (Sebring)	0	14
44609 (Beloit)	1	8
44619 (Damascus)	0	0

### ED Visits by Age Group



### ED Visits by Gender

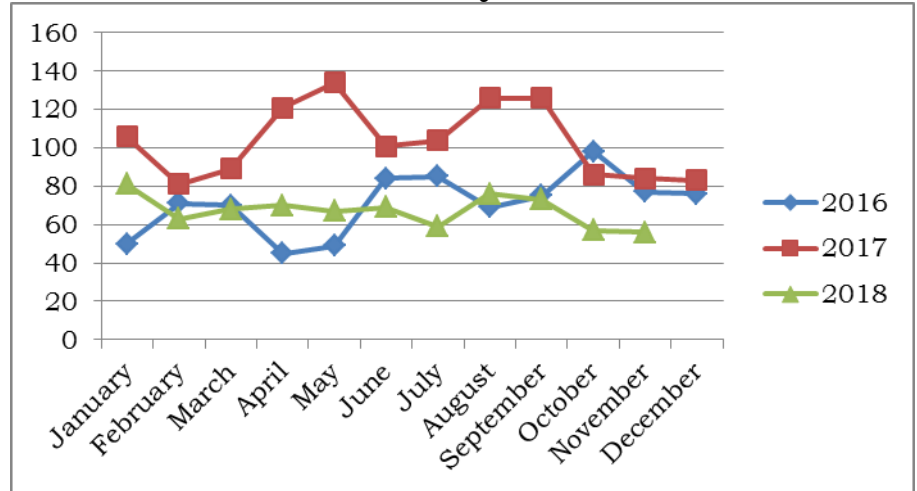


November (n= 56)  
Female n=23, Male n=33

## EMERGENCY DEPARTMENT (ED) EPICENTER DATA cont...

### ED Visits by Month

ED Visits by Day of the Week		
Day of Week	October	2018 Total
Monday	10	93
Tuesday	9	114
Wednesday	6	104
Thursday	6	100
Friday	6	119
Saturday	12	112
Sunday	7	97
<b>Total</b>	<b>56</b>	<b>739</b>



**2016 Total (n=849)**  
**November (n=76)**

**2017 Total (n=1241)**  
**November (n=84)**

**2018 Total (n=739)**  
**November (n=56)**

1. Drug overdose data is retrieved from Ohio's syndromic surveillance system (EpiCenter). Overdose cases include all ED visits to Mahoning County hospitals in which "drugs", "overdose", and/or "withdrawal" were indicated as the reason for visit. Cases were included in analysis if the case notes for the patient included the term "overdose", "OD", and/or "withdrawal". The following were excluded from analysis, when specified: traumatic injuries due to drugs, caused by suicide attempts, adverse reactions to normal medications, or accidental overdose of over-the-counter or common drugs such as Tylenol or insulin. Data from the EpiCenter surveillance tool is subject to at least 2 limitations. First, case notes in the EpiCenter tool are limited and often do not include full details of ED visit, such as drug used or intent of use. As such, overdose estimates will include not just opioids, but potentially any drug. Second, case notes are recorded at patient intake and may change from a patient's initial examination to their final diagnosis.

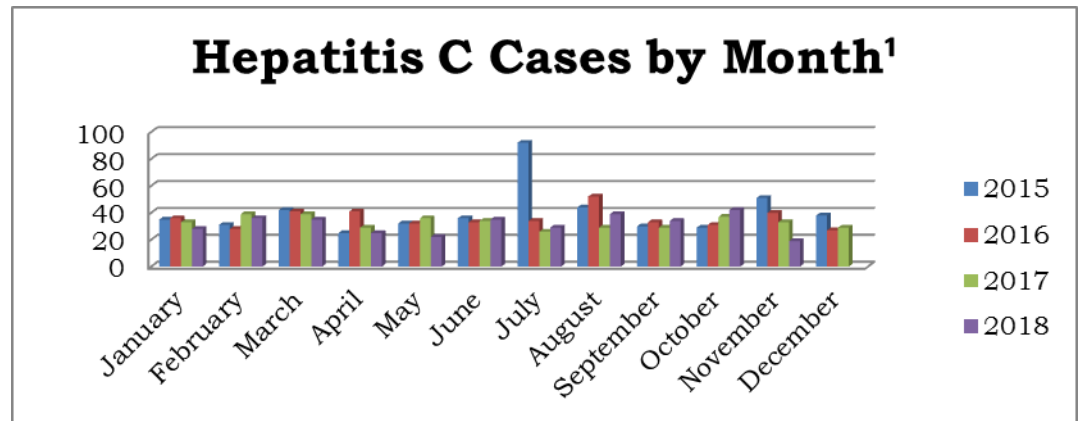
## INFECTIOUS DISEASES

People who inject drugs without a clean syringe are at a risk to contract infectious diseases and other infections. This section includes data that shows the number of new positive Hepatitis C and HIV cases in Mahoning County.

### HIV Cases by Month<sup>2</sup>

Month	2018
January	0
February	1
March	2
April	1
May	2
June	0
July	4
August	3
September	1
October	3
November	0
<b>Total</b>	<b>17</b>

### Hepatitis C Cases by Month<sup>1</sup>



**November 2018: 19 cases of Hepatitis C reported**

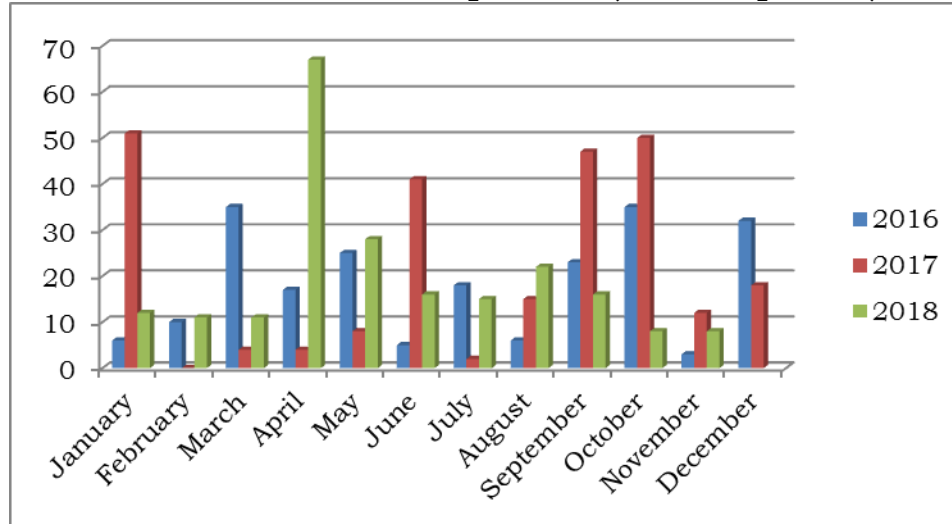
1. Hepatitis C data is retrieved from the Ohio Department of Health.  
2. HIV data is provided by the Mahoning County District Board of Health.

## NALOXONE

Naloxone is an opioid antagonist, which is used to reverse the effects of an opioid overdose. *Project DAWN: Deaths Avoided With Naloxone*, is a community-based Opioid Overdose Education and Naloxone Distribution Program, that is available to community members and first responders. This section includes data on Project DAWN community and first responder kits.

### DATA FROM LAW ENFORCEMENT AGENCIES

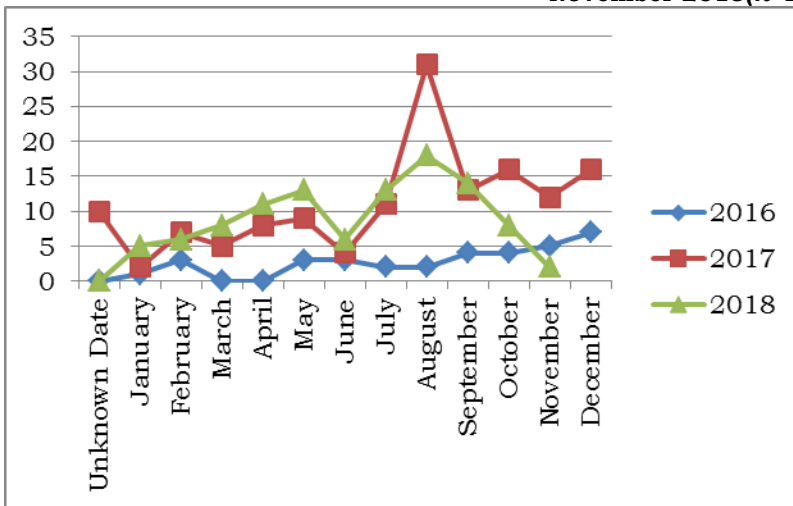
#### Kits Distributed to First Responders (2 doses per kit)<sup>1</sup>



2016 Total (n=215)    2017 Total (n=252)    2018 Total (n=214)  
 November (n=8)

#### Saves Reported by First responders<sup>1,2</sup>

2016 Total (n=34)    2017 Total (n=144)    2018 Total (n=104)  
 November 2018(n=2)



Average Number Doses Administered at each Call <sup>1,2</sup>	
<b>2016</b>	1.92
<b>2017</b>	1.84
<b>2018</b>	1.50

**NALOXONE cont...**

**DATA FROM COMMUNITY KITS**

**Kits Distributed to the Community**

	January	February	March	April	May	June	July	August	September	October	November	December	Total
2018	15	15	7	39	13	7	11	24	21	9	22		<b>183</b>
2017	8	7	9	1	30	14	18	0	10	26	36	13	<b>172</b>
2016	1	1	2	3	3	2	5	0	5	1	13	8	<b>44</b>

1. Numbers are higher than average due to naloxone that was expiring and kits/doses needing to be replaced. Expiring naloxone was redistributed to other first responders to be used which will increase number of saves reported, and average number of doses used.

2. 2017 data is based off of when the law enforcement agencies report their saves to the MCDBOH, and should be considered preliminary findings. It is possible that more saves will be added to the final count.