

Mahoning County Overdose Surveillance Report October 2017



DRUG OVERDOSE CRISIS

Mahoning County has been experiencing a drastic increase of drug overdoses and drug overdose deaths in the past few years. In 2015, Ohio (29.9 per 100,000) was tied with Kentucky as the 3rd (third) state with the highest age-adjusted drug overdose rates in the Country ¹. Mahoning County is currently ranked 7th (seventh) in the state for unintentional drug overdose deaths from 2010-2015 ².

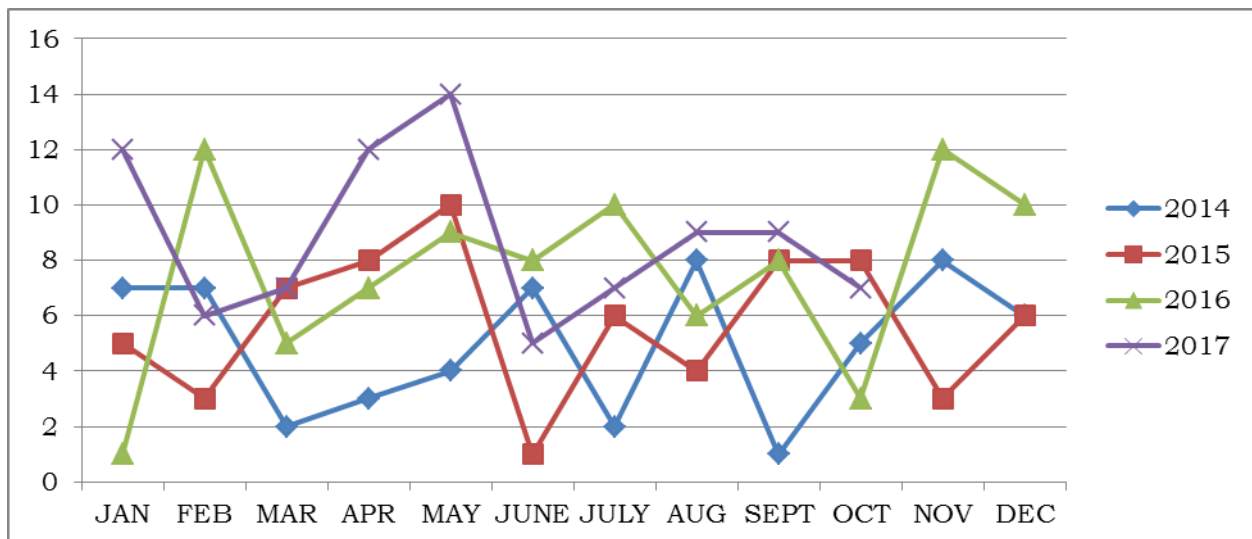
The Mahoning County District Board of Health (MCDBOH) was awarded a grant on January 1, 2017, from the Ohio Department of Health (ODH) that will help to increase opioid prevention efforts in Mahoning County, with the first step being an increase in data collection and analysis. Data investigations will help with understanding the full scope of what is occurring in Mahoning County, and will help with identifying the most appropriate and impactful prevention efforts.

¹ Deaths are classified using the *International Classification of Diseases, Tenth Revision*. Drug overdose deaths are identified using underlying cause-of-death codes X40-X44, X60-X64, X85, and Y10-Y14. Data table available at: https://www.cdc.gov/nchs/data/databriefs/db273_table.pdf#4. Source: Hedegaard H, Warner M, Miniño AM. *Drug Overdose deaths in the United States, 1999-2015*. NCHS data brief, no 273. Hyattsville, MD: National Center for Health Statistics. 2017.

² Ohio Department of Health. *2015 Ohio Drug Overdose Data: General Findings*. Report available at: <http://www.odh.ohio.gov/-/media/ODH/ASSETS/Files/health/injury-prevention/2015-Overdose-Data/2015-Ohio-Drug-Overdose-Data-Report-FINAL.pdf>.

UNINTENTIONAL DRUG OVERDOSE DEATHS

Unintentional drug overdose deaths are on the rise. This section includes unintentional overdose deaths from 2014 – 2017 in Mahoning County, Ohio.



2014 Total (n=60)
October (n=5)

2015 Total (n=69)
October (n=8)

2016 Total (n=91)
October (n=3)

2017 Total (n=88)
October (n=7)

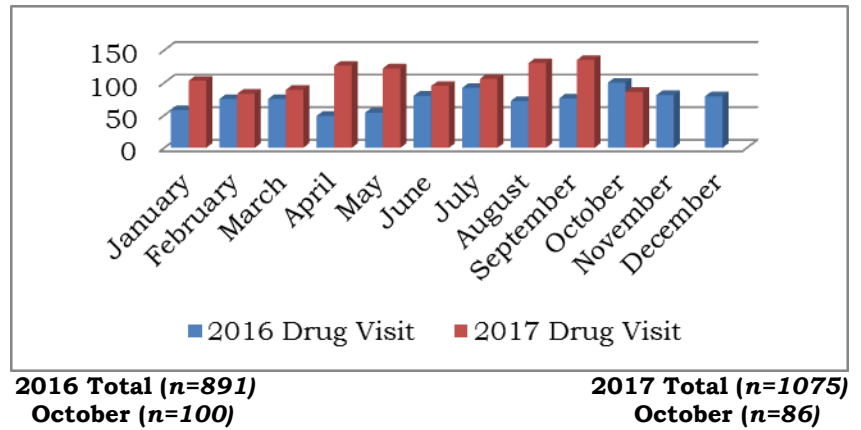
○ There are **88** unintentional drug overdose deaths confirmed for 2017. There are **9** unintentional drug overdose deaths that are unconfirmed and are currently being processed.

* 2016 and 2017 unintentional drug overdose deaths will take some time to process not only through the Coroner's Office but also through the Ohio Department of Health, and should be considered preliminary findings. It is expected that more unintentional overdose deaths will be added to both final counts. This, combined with the consistent increase in unintentional overdose deaths, makes it difficult to project the expected number of 2017 deaths.

EMERGENCY DEPARTMENT (ED) EPICENTER DATA cont...

ED Visits by Day of the Week		
Day of Week	October	2017 Total
Monday	13	174
Tuesday	13	134
Wednesday	19	155
Thursday	8	136
Friday	7	154
Saturday	9	168
Sunday	17	154
Total	86	1075

ED Visits by Month

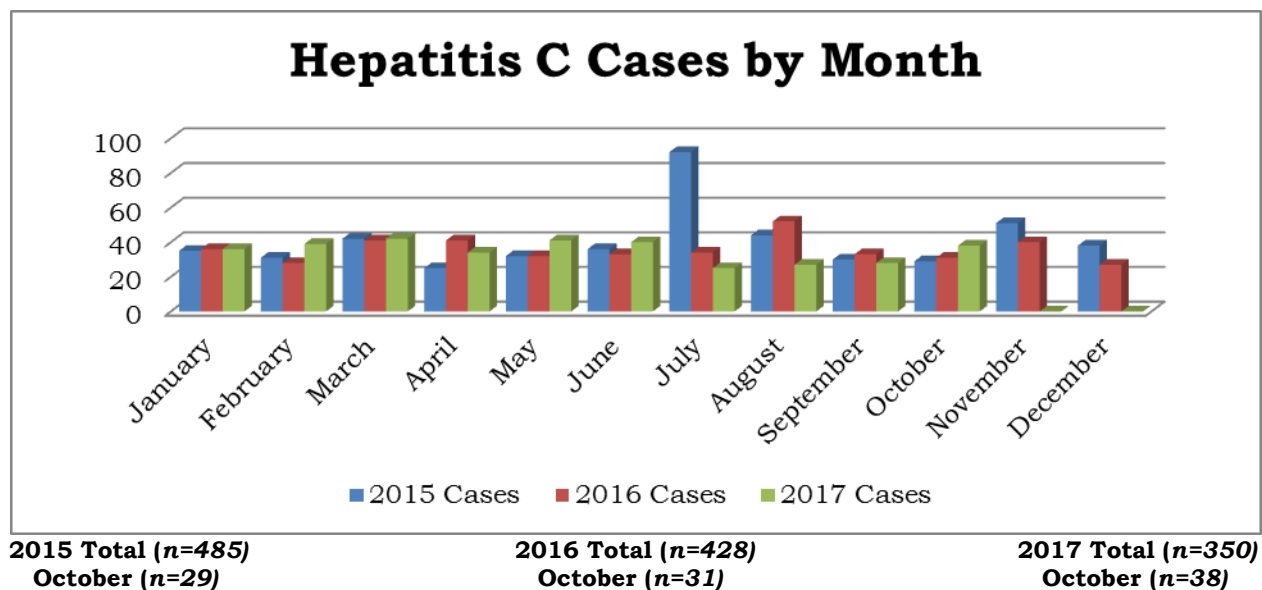


1. Drug overdose data is retrieved from Ohio's syndromic surveillance system (EpiCenter). Overdose cases include all ED visits to Mahoning County hospitals in which "drugs" and/or "overdose" were indicated as the reason for visit. Cases were included in analysis if the case notes for the patient included the term "overdose" or "OD." The following were excluded from analysis, when specified: traumatic injuries due to drugs, caused by suicide attempts, adverse reactions to normal medications, or accidental overdose of over-the-counter or common drugs such as Tylenol or insulin. Data from the EpiCenter surveillance tool is subject to at least 2 limitations. First, case notes in the EpiCenter tool are limited and often do not include full details of ED visit, such as drug used or intent of use. As such, overdose estimates will include not just opioids, but potentially any drug. Second, case notes are recorded at patient intake and may change from a patient's initial examination to their final diagnosis.

HEPATITIS C CASES

People who inject drugs without a clean syringe are at a risk to contract Hepatitis C and other infections. This section includes data that shows the number of Hepatitis C cases in Mahoning County ¹.

Hepatitis C Cases by Month



1. Hepatitis C data is retrieved from the Ohio Department of Health.

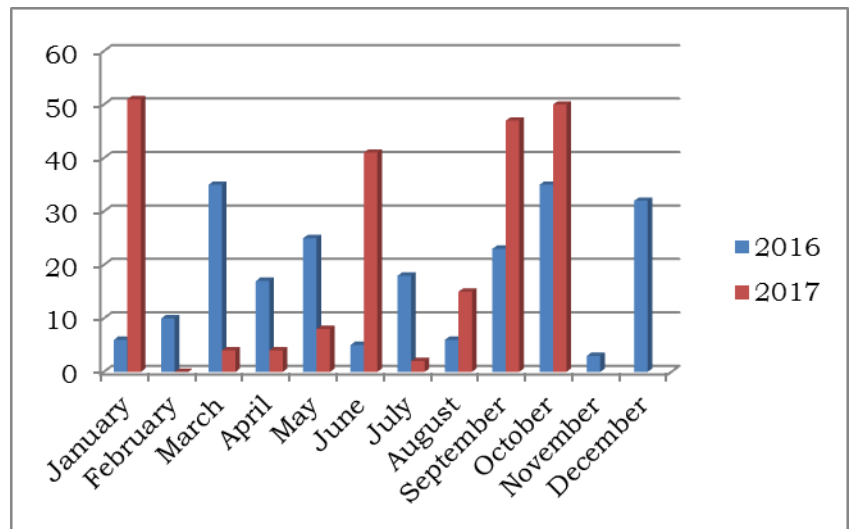
NALOXONE:

Naloxone is an opioid antagonist, which is used to reverse the effects of an opioid overdose. *Project DAWN: Deaths Avoided With Naloxone*, is a community-based Opioid Overdose Education and Naloxone Distribution Program, that is available to community members and first responders. This section includes data on Project DAWN community and first responder kits.

DATA FROM LAW ENFORCEMENT AGENCIES (LEA)

Kits Distributed to LEA (2 doses per kit)¹

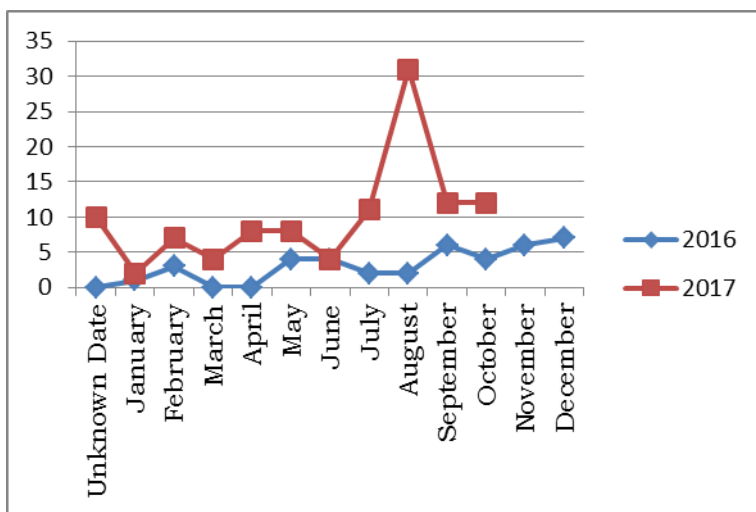
Single Doses Distributed to LEA¹	
Month	2017
First Quarter (January-March)	58
Second Quarter (April-June)	2
Third Quarter (July-September)	55
October	76
	230



**2016 Total (n=215)
October (n=23)**

**2017 Total (n=222)
October (n=50)**

Saves Reported by LEA^{1,2}



**2016 Total (n=32)
October (n=4)**

**2017 Total (n=99)
October (n=12)**

Average Number Doses Administered at each Call^{1,2}	
2016	2017
1.92	1.79

¹ Numbers are higher than average due to naloxone that was expiring and kits/doses needing to be replaced. Expiring naloxone was redistributed to other first responders to be used which will increase number of saves reported, and average number of doses used.

² 2017 data is based off of when the law enforcement agencies report their saves to the MCDBOH, and should be considered preliminary findings. It is expected that more saves will be added to the final count.

NALOXONE cont...

DATA FROM COMMUNITY KITS

Kits Distributed to the Community

2017	8	7	9	1	30	14	18	0	10	26			123
2016	1	1	2	3	3	2	5	0	5	1	13	8	44
	January	February	March	April	May	June	July	August	September	October	November	December	Total