

# Mahoning County Overdose Surveillance Report May 2022



## DRUG OVERDOSE CRISIS

Mahoning County has been experiencing a drastic increase of drug overdoses and drug overdose deaths in the past few years. In 2015, Ohio (29.9 per 100,000) was tied with Kentucky as the 3<sup>rd</sup> (third) state with the highest age-adjusted drug overdose rates in the Country<sup>1</sup>. **In 2017, the state of Ohio (39.1 per 100,000) increased to having the 2<sup>nd</sup> (second) highest age-adjusted drug overdose rates in the Country<sup>2</sup>.** In 2017, Mahoning County is ranked 10<sup>th</sup> (tenth) in the state for unintentional drug overdose deaths. Overall, Mahoning County increased overdose deaths from 2016 to 2017. Mahoning County was ranked 11 (eleventh) in 2016 and ranked 10<sup>th</sup> (tenth) in 2017 in the state for unintentional drug overdose deaths. In 2020, Mahoning County remains 10 (tenth) in the state for unintentional overdose deaths.

The Mahoning County Public Health (MCPH) was awarded a grant on January 1, 2017, from the Ohio Department of Health (ODH) that will help to increase opioid prevention efforts in Mahoning County, with the first step being an increase in data collection and analysis. Data investigations will help with understanding the full scope of what is occurring in Mahoning County, and will help with identifying the most appropriate and impactful prevention efforts. All data from 2016, 2017, 2018, 2019, 2020 and 2021 should be considered preliminary findings as it takes time to process through the numerous and different systems. This data is not a total representation of overdoses in Mahoning County.

1. Deaths are classified using the *International Classification of Diseases, Tenth Revision*. Drug overdose deaths are identified using underlying cause-of-death codes X40-X44, X60-X64, X85, and Y10-Y14. Data table available at: [https://www.cdc.gov/nchs/data/databriefs/db273\\_table.pdf#4](https://www.cdc.gov/nchs/data/databriefs/db273_table.pdf#4).

Source: Hedegaard H, Warner M, Miniño AM. *Drug Overdose Deaths in the United States, 1999-2015*. NCHS data brief, no 273. Hyattsville, MD: National Center for Health Statistics. 2017.

2. Deaths are classified using the *International Classification of Diseases, Tenth Revision*. Drug-poisoning (overdose) deaths are identified using underlying cause-of-death codes X40-X44, X60-X64, X85, and Y10-Y14. Data table available at: [https://www.cdc.gov/nchs/data/databriefs/db294\\_table.pdf](https://www.cdc.gov/nchs/data/databriefs/db294_table.pdf).

Source: Hedegaard H, Warner M, Miniño AM. *Drug Overdose Deaths in the United States, 1999-2016*. NCHS data brief, No 294. Hyattsville, MD: National Center for Health Statistics. 2017.

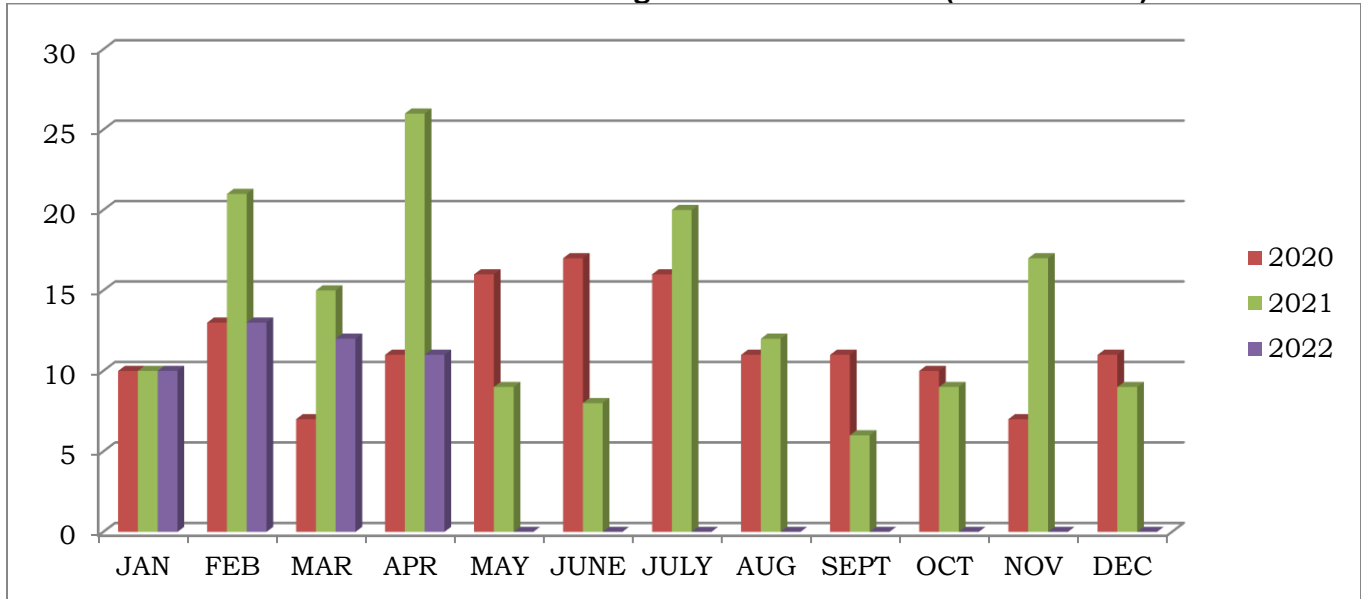
3. Ohio Department of Health. *2015 Ohio Drug Overdose Data: General Findings*. Report available at: <http://www.odh.ohio.gov/-/media/ODH/ASSETS/Files/health/injury-prevention/2015-Overdose-Data/2015-Ohio-Drug-Overdose-Data-Report-FINAL.pdf>.

## UNINTENTIONAL DRUG OVERDOSE DEATHS

Unintentional drug overdose deaths are on the rise. This section includes unintentional overdose deaths from 2020 – 2022 in Mahoning County, Ohio

◦ There have been **46 reported** unintentional drug overdose deaths **and 36** of those were **confirmed** through May 2022. (Data as of 05/02/22).

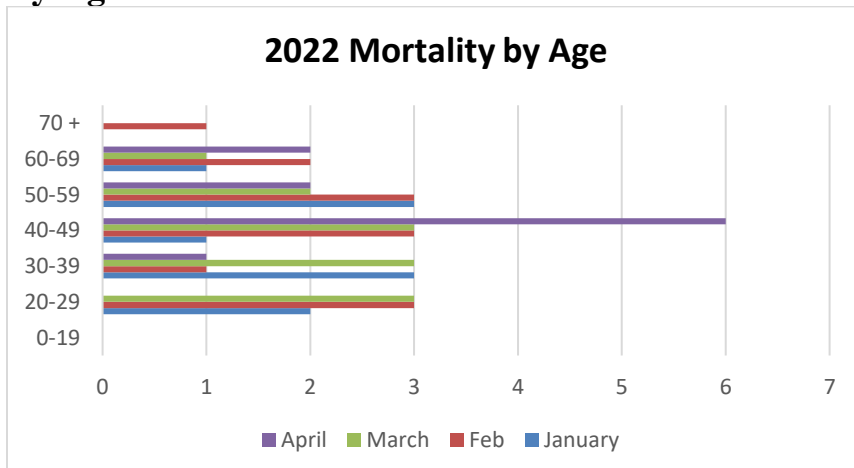
**April 2022 (n=11 with 3 confirmed)**  
**Total 2022 Unintentional Drug Overdose Deaths:46 (36 confirmed)**



### By Gender:

	April 2022	Total 2022
Female	0	15
Male	11	31
Total	11	46

### By Age:



## UNINTENTIONAL DRUG OVERDOSE DEATHS cont...

### Toxicology: Substances that Primarily Contributed to Death

	2022 %
Alcohol	13%
Marijuana	0%
Cocaine	39%
Heroin	2%
Fentanyl	72%
Prescription Opioids <sup>2</sup>	2%
Other Stimulants <sup>3</sup>	20%
Anticonvulsants	13%

**April 2022: n=11, (with 3 Confirmed)**  
**Total 2022 n= 46 (with 36 Confirmed)**

\* 2016, 2017, 2018 2019, 2020 unintentional drug overdose deaths will take some time to process not only through the Coroner's Office but also through the Ohio Department of Health and the Mahoning County Overdose Fatality Review and should be considered preliminary findings. It is expected that more unintentional overdose deaths will be added to all final counts.

1. Prescription opioids include: Oxycodone, Hydrocodone, Hydromorphone, Tramadol, Methadone, Buprenorphine, Morphine, Codeine, Propoxyphene, Meperidine, etc.

2. Other stimulants include: Amphetamine, Methamphetamine, Pseudoephedrine, Methylphenidate, etc.

3. Anticonvulsants include: Gabapentin, Carbamazepine, Topiramate, etc.

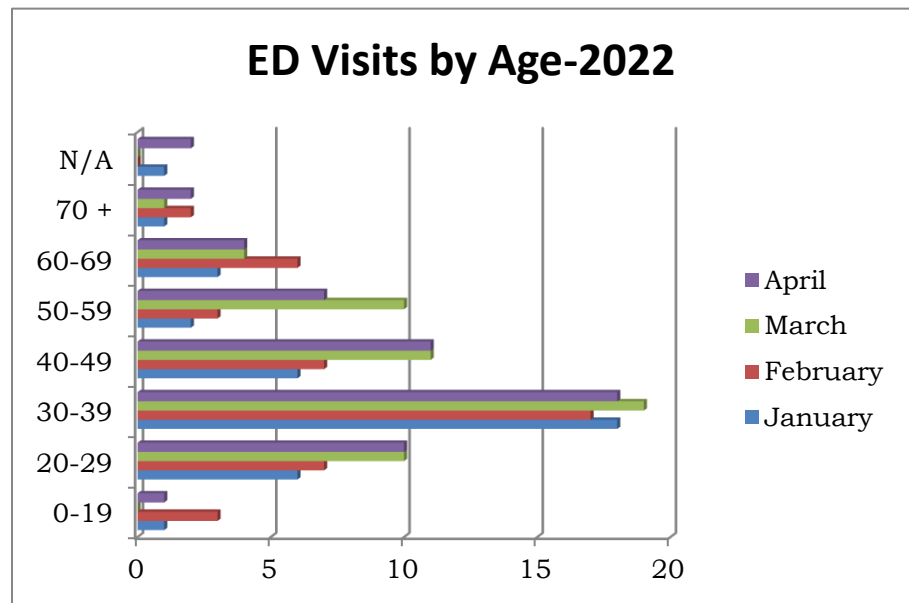
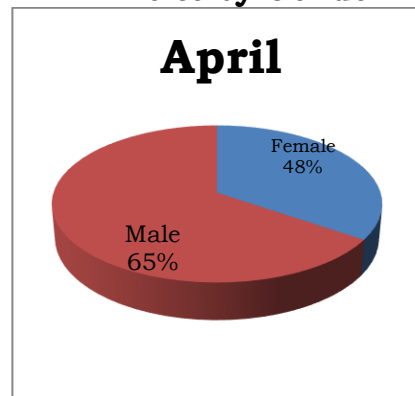
**ED Visits by Patient Zip Code**

Zipcode	April	2022 Total
44401 (Berlin Center)	0	0
44405 (Campbell)	1	5
44406 (Canfield)	1	4
44416 (Ellsworth)	0	0
44429 (Lake Milton)	0	1
44436 (Lowellville)	0	0
44442 (New Middletown)	1	3
44443 (New Springfield)	0	1
44449	0	1
44451 (North Jackson)	0	0
44452 (North Lima)	0	1
44454 (Petersburg)	0	0
44471 (Struthers)	2	6
44501 (Downtown Youngstown)	1	3
44502 (Youngstown)	4	13
44503	2	10
44504 (Northside Youngstown)	2	5
44505 (Liberty - Youngstown)	12	30
44506 (Eastside Youngstown)	0	2
44507 (Southside Youngstown)	3	11
44509 (Westside Youngstown)	4	23
44510 (Brier Hill- Youngstown)	2	3
44511 (Cornersburg)	6	21
44512 (Boardman)	8	25
44513	0	0
44514 (Poland)	2	9
44515 (Austintown)	1	16
44672 (Sebring)	0	0
44609 (Beloit)	0	0
44619 (Damascus)	0	0

**EMERGENCY DEPARTMENT (ED) EPICENTER DATA \***

The Ohio Dept of Health has switched the platform that collects the data for Emergency Department visits back to EpiCenter database on July 1, 2021. The platform is still updating historical data so change may be seen in the data reported throughout the year. Please use the numbers reported for reference only and do not to compare to other months/years due to the incomplete data being reported at this time. Alerts for increases in ED visits should occur again with the system change.

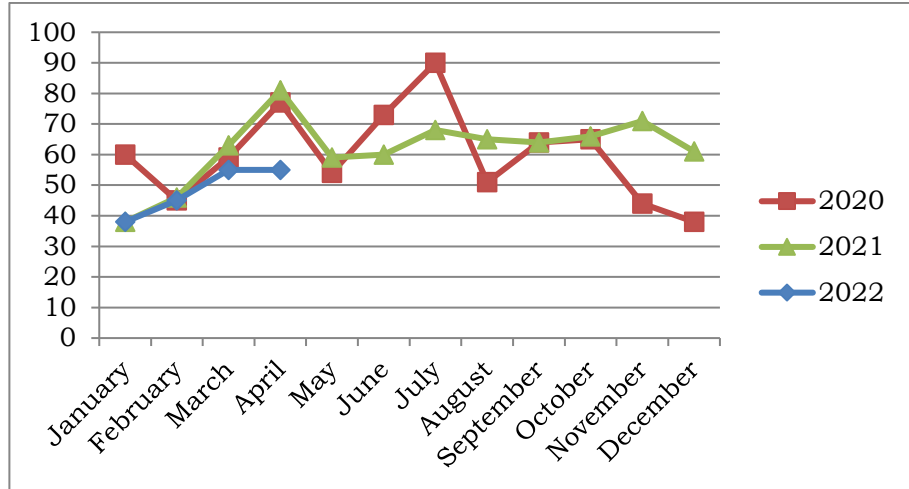
This section includes EpiCenter data for patients who presented to Mahoning County EDs with “drug”, “overdose listed as the reason for the visit<sup>1</sup>.

**ED Visits by Age Group  
April 2022****ED Visits by Gender**

**2022 Total: 45**  
**April 2022 Male: 31 Female: 24**

**EMERGENCY DEPARTMENT (ED) EPICENTER DATA cont...****ED Visits by Month**

<b>ED Visits by Day of the Week</b>		
<b>Day of Week</b>	<b>April</b>	<b>2022 Total</b>
Monday	11	25
Tuesday	2	24
Wednesday	4	20
Thursday	9	26
Friday	16	35
Saturday	6	35
Sunday	7	28
<b>Total</b>	<b>55</b>	<b>193</b>



**2020 Total (n=720)**  
**April (n=77)**

**2021 Total (n=742)**  
**April (n=81)**

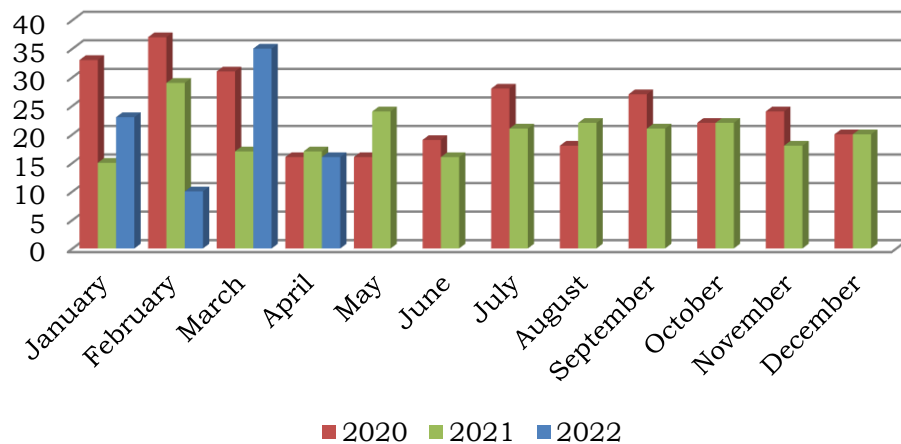
**2022 Total (n=193)**  
**April (n=55)**

1. Drug overdose data is retrieved from Ohio's syndromic surveillance system (EpiCenter). Overdose cases include all ED visits to Mahoning County hospitals in which "drugs", "overdose", and/or "withdrawal" was indicated as the reason for visit. Cases were included in analysis if the case notes for the patient included the term "overdose", "OD", and/or "withdrawal". The following were excluded from analysis, when specified: traumatic injuries due to drugs, caused by suicide attempts, adverse reactions to normal medications, or accidental overdose of over the counter or common drugs such as Tylenol or insulin. Data from the EpiCenter surveillance tool is subject to at least 2 limitations. First, case notes in the EpiCenter tool are limited and often do not include full details of ED visit, such as drug used or intent of use. As such, overdose estimates will include not just opioids, but potentially any drug. Second, case notes are recorded at patient intake and may change from a patient's initial examination to their final diagnosis.

**INFECTIOUS DISEASES**

People who inject drugs without a clean syringe are at a risk to contract infectious diseases and other infections. This section includes data that shows the number of new positive Hepatitis C and HIV cases in Mahoning County.

<b>HIV Cases by Month<sup>2</sup></b>	
<b>Month</b>	<b>2022</b>
January	6
February	6
March	4
April	0
May	
June	
July	
August	
September	
October	
November	
December	
<b>Total</b>	<b>16</b>

**Hepatitis C Cases by Month**

**2020 Total (n=271)**  
**April (n=16)**

**2021 Total (n=242)**  
**April (n=17)**

**2022 Total (n=84)**  
**April (n=16)**

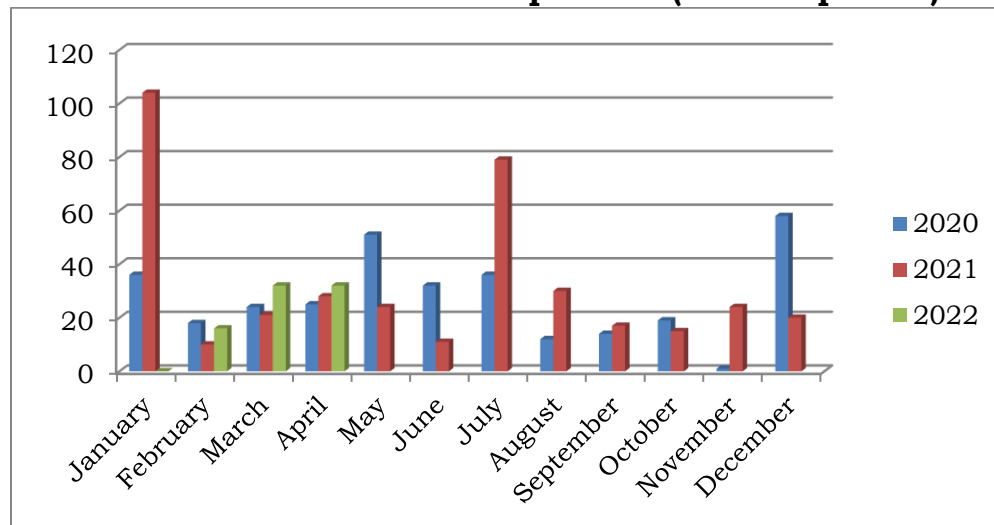
Hepatitis C data is retrieved from the Ohio Department of Health. 2. HIV data is provided by the Mahoning County District Board of Health.

## NALOXONE

Narcan is an opioid antagonist, which is used to reverse the effects of an opioid overdose. *Project DAWN: Deaths Avoided with Narcan*, is a community-based Opioid Overdose Education and Narcan Distribution Program, that is available to community members and first responders. This section includes data on Project DAWN community and first responder kits.

### DATA FROM LAW ENFORCEMENT AGENCIES

#### Kits Distributed to First Responders (2 doses per kit)<sup>1</sup>.

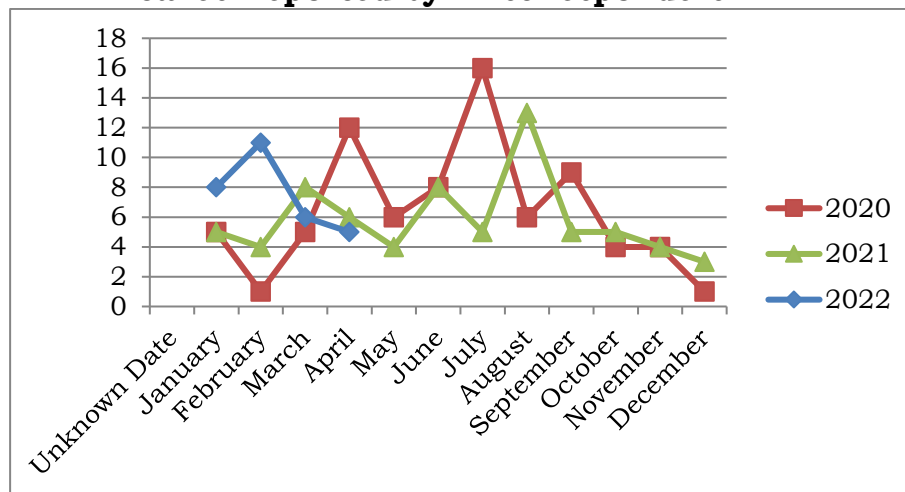


2020 Total (n=326)  
April (n=25)

2021 Total (n=383)  
April (n=28)

2022 Total (n=80)  
April (n=32)

#### Saves Reported by First responders<sup>1,2</sup>.



2020 Total (n=77)  
April (n=12)

2021 Total (n=70)  
April (n=6)

2022 Total (n=30)  
April (n=5)

**Naloxone cont...****DATA FROM COMMUNITY KITS****Kits Distributed to the Community****Community Naloxone Kits**

	January	February	March	April	May	June	July	August	September	October	November	December	Total
2022	18	21	55	48									<b>142</b>
2021	3	19	54	12	2	67	53	68	53	23	120	28	<b>502</b>
2020	14	75	32	2	3	10	13	5	14	79	12	1	<b>260</b>
2019	4	42	6	19	74	4	43	30	17	18	77	13	<b>347</b>
2018	15	15	7	39	3	7	11	24	27	9	22	17	<b>196</b>
2017	8	7	9	1	30	14	18	0	10	26	36	13	<b>172</b>
2016	1	1	2	3	3	2	5	0	5	1	13	8	<b>44</b>

1. Numbers are higher than average due to naloxone that was expiring and kits/doses needing to be replaced. Expiring Narcan was redistributed to other first responders to be used which will increase number of saves reported and average number of doses used.

2. 2017 data is based on when the law enforcement agencies report their saves to the MCPH and should be considered preliminary findings. It is possible that more saves will be added to the final count.